

GORE® VIABAHN® VBX

Balloon Expandable Endoprosthesis



**FLEXIBLE STRENGTH.
PROVEN SUCCESS.**

See flexible strength in action:
goremedical.com/eu/vbx-expands

Together, improving life





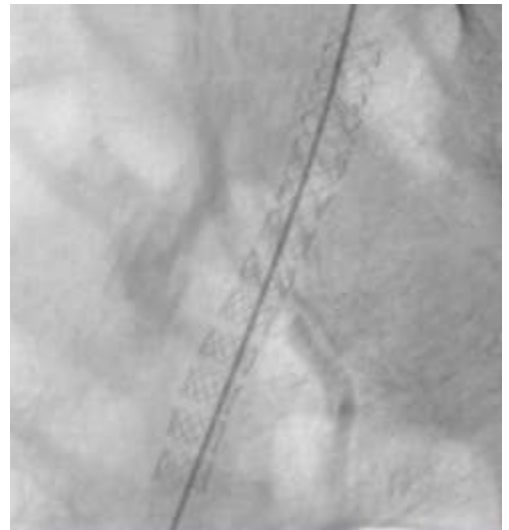
GORE® VIABAHN® VBX Balloon Expandable Endoprosthesis (VBX Stent Graft) offers precise delivery and positive outcomes in complex aortoiliac applications.*¹

FLEXIBLE STRENGTH.

Iliac occlusive disease

Left: Tapered stent conformability

Right: Kissing stent

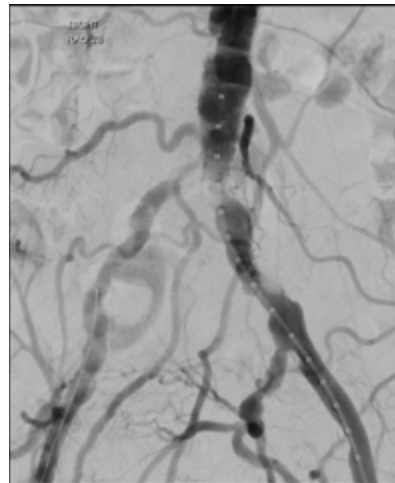


100% stent delivery

0 stent dislodgement, including 18% that were contralateral deliveries.¹

100% restoration of lumen diameter

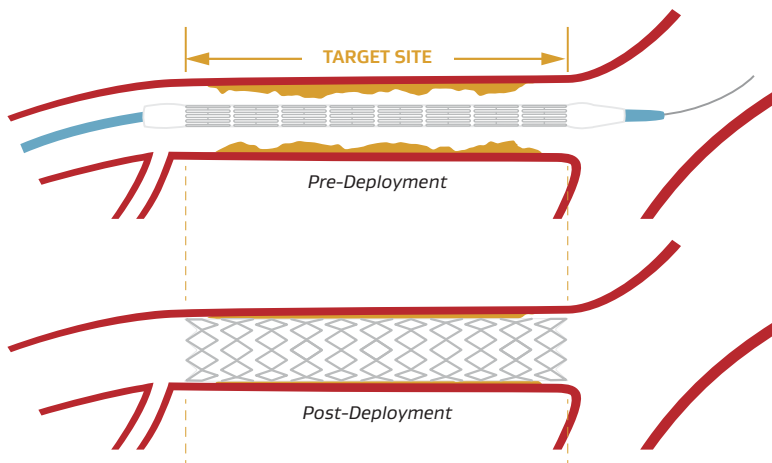
≤ 30% residual stenosis due to high radial strength, even in highly calcified and non-compliant lesions.¹



Before



After



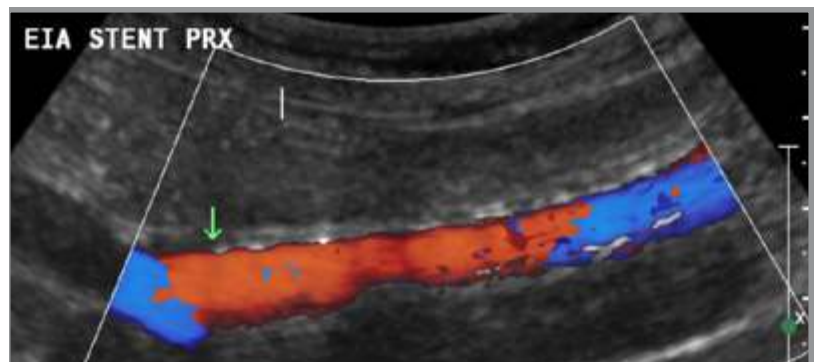
100% maintenance of stent length

Median length change was 0 mm, pre-deployed to final implant.¹

PROVEN SUCCESS.

96.9% primary patency

In TASC II C & D lesions 95.3% primary patency.¹



Advanced technology and unique design



Independent stainless steel rings enhance flexibility

- Minimizes foreshortening
- Provides high radial strength




Semi-compliant covered balloon

- Enables diameter customization
- Improves device retention and trackability in tortuous anatomies



CBAS® Heparin Surface for lasting thromboresistance**

- Proven, lasting heparin bonding technology designed to resist thrombus formation
- End-point covalent bonding keeps heparin anchored to the stent graft surface, while the bioactive site remains free to interact with the blood to prevent clotting



Expanded range of diameters and lengths

- From 5 to 16 mm diameters†
- From 15 to 79 mm crimped stent length



Proven leader with 20 years of peripheral stent graft clinical experience

- Leverages the covered stent technology of GORE® VIABAHN® Endoprosthesis

* Delivery and outcomes data derived specifically from iliac occlusive disease clinical studies.

** CBAS Heparin Surface. W. L. Gore & Associates Web site. <https://www.goremedical.com/cbas/references>. Accessed July 30, 2018.

† Secondary balloon required to post-dilate the stent beyond its nominal deployed diameter (secondary balloon not included).

1. Bismuth J, Gray BH, Holden A, Metzger C, Panneton J; VBX FLEX Study Investigators. Pivotal study of a next-generation balloon-expandable stent-graft for treatment of iliac occlusive disease. *Journal of Endovascular Therapy* 2017;24(5):629-637.

 Consult Instructions
for Use
eifu.goremedical.com

Refer to *Instructions for Use* at eifu.goremedical.com for a complete description of all applicable indications, warnings, precautions and contraindications for the markets where this product is available. [®] _{only}

Products listed may not be available in all markets.

CBAS is a trademark of Carmeda AB, a wholly owned subsidiary of W. L. Gore & Associates, Inc.

GORE, *Together, improving life*, VBX, VIABAHN and designs are trademarks of W. L. Gore & Associates.
© 2022 W. L. Gore & Associates GmbH 22616619-EN JUNE 2022

W. L. Gore & Associates, Inc.
goremedical.com

Asia Pacific +65 6733 2882 Australia/New Zealand 1800 680 424 Europe 00800 6334 4673
United States Flagstaff, AZ 86004 800 437 8181 928 779 2771

